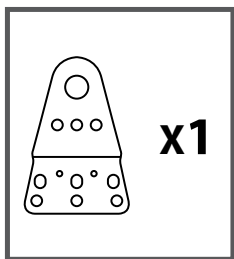

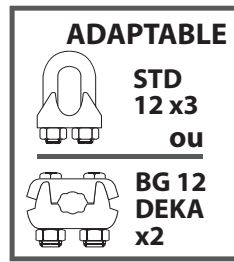
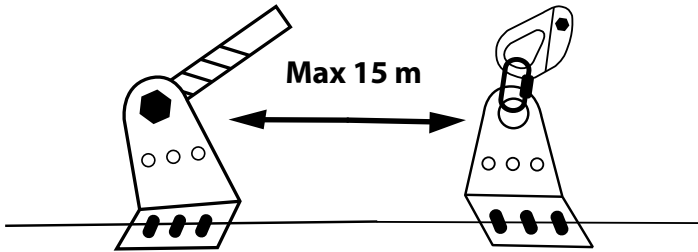
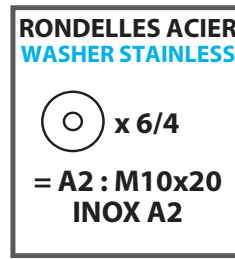
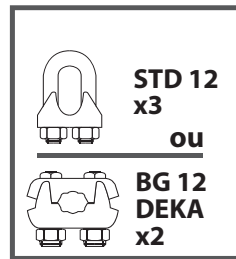


ZAZA2 VIA

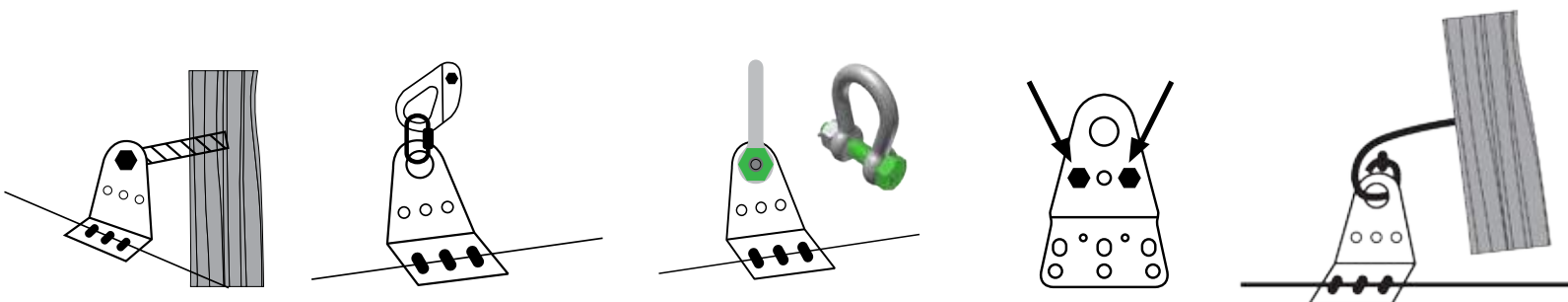
Pour jeux / for games



=

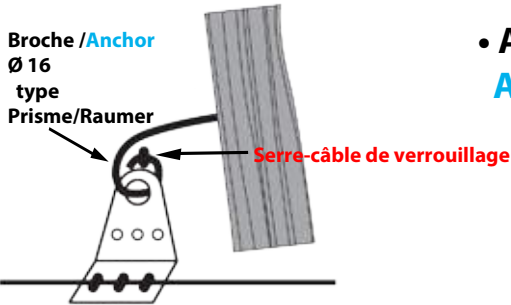


EXEMPLES DE SYSTEME DE FIXATIONS / EXAMPLE OF FIXING SYSTEM

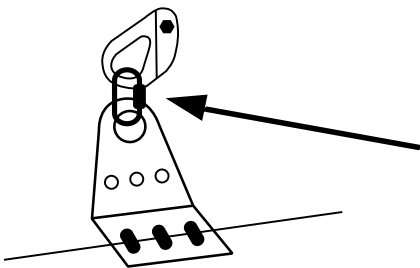


Opération 1

• FIXATION sur ANCRAGE TYPE VIA FERRATA FIXATION on ANCHORING TYPIFIED VIA FERRATA

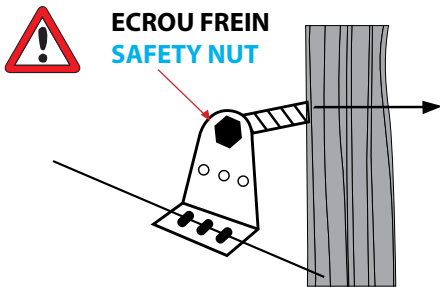


• ANCRAGE SUR BROCHE SCELÉE ANCHORAGE WITH RESIN ANCHOR



• ANCRAGE à ŒUIL ANCHOREYES

1X  N12-1/2"
EN362



ECROU FREIN
SAFETY NUT

• ANCRAGE SUR TIGE FILETÉE Ø16 HR ANCHORING ON TREADED ROD Ø 16 HR

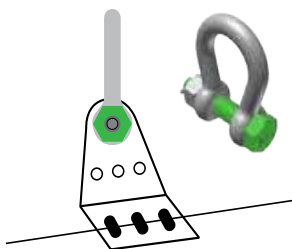
 = MONTAGE SOUPLE
FLEXIBLE MOUNTING

NORMES DE MONTAGE STANDARDS OF ASSEMBLY

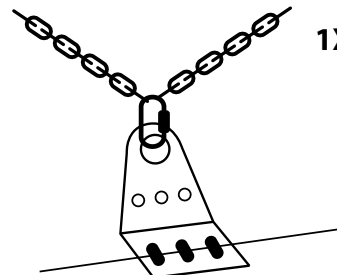



EN 15567-1:2015
EN 13411-1/7:2011
STANDARDS - ACCT


FIXATION SUR STRUCTURE ARTIFICIELLE ANCHORING ON ARTIFICIAL STRUCTURE



1X HR 2T
HS 1/2



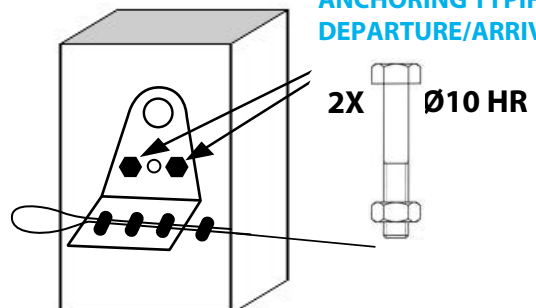
1X  N12-1/2"
EN362



TIGE FILETÉE Ø16 HR
TREADED ROD Ø 16 HR

 = MONTAGE SOUPLE
+ ECROU FREIN
FLEXIBLE MOUNTING
+ SAFETY NUT

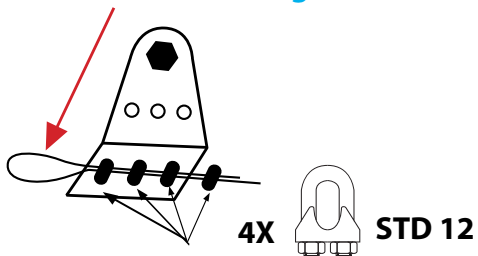
FIXATION TYPE : DÉPART/ARRIVÉE
ANCHORING TYPIFIES:
DEPARTURE/ARRIVAL



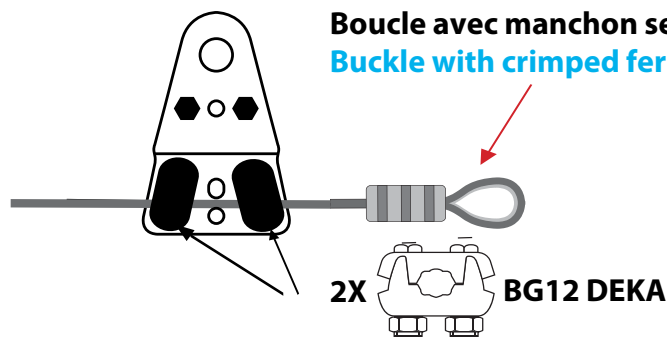
Opération 2

• PLATINE DE DÉPART / ARRIVÉE - STARTING/ARRIVAL PLATE

= boucle départ/ arrivée
buckle starting/arrival

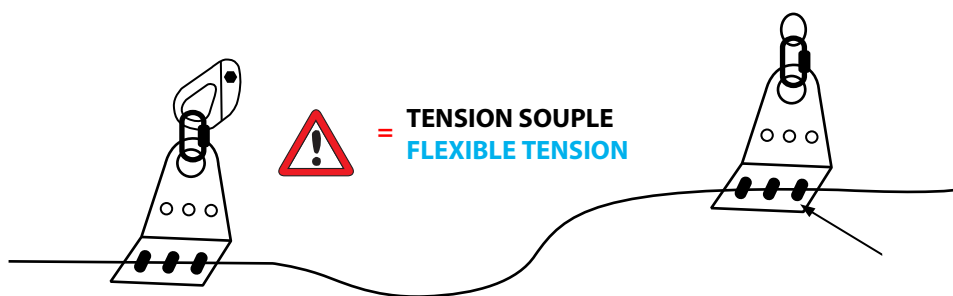


Boucle avec manchon serti
Buckle with crimped ferrule



Opération 3

• RECOMMANDATION DE MONTAGE/RECOMMENDATION OF ASSEMBLY


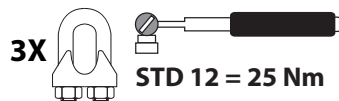


NORMES DE MONTAGE

STANDARDS OF ASSEMBLY



EN 15567-1:2015
EN 13411-1/7:2011
STANDARDS - ACCT

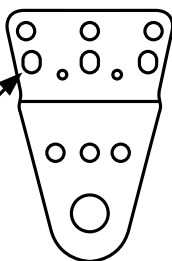


3X




= A2 : M10x20
INOX A2

x 6

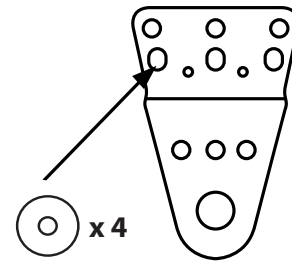


2X



= A2 : M10x20
INOX A2

x 4



Opération 4

MONTAGE SUR PARCOURS ACCRO FALAISE ASSEMBLY ON COURSE CLIFF

De falaise à falaise From cliff to cliff

 = TENSION SOUPLE
= FLEXIBLE TENSION

= PLS 5 ← OU → PLS 3 = petite portée
small range

Câble monté en col de cygne
Assembled cable as a gooseneck

ASTUCE! TRICK!

Plot caoutchouc Ø 40
=Facilité de passage crochet
Block rubber Ø 40
=Ease the passage of the hook

